

Swarthmore College
Plans of Graduating Seniors; Actual Activities of Alumni

Activities Planned by Seniors **Class of 2018**

What do you expect to be doing in the Fall? (respondents could select all that applied)

Employment	<u>74%*</u>
Full-Time (including self-employment)	70%
Part-Time	5%
Graduate/Professional School	<u>19%**</u>
Full-Time	17%
Part-Time	2%
Starting own company or organization	1%
Enrolled in some other education program (e.g. completing degree or post-baccalaureate program)	4%
Family or other caregiving	1%
Traveling/taking time for self	9%
Undecided	11%
Other	3%

Would you describe any of your Fall planned activities as the following?

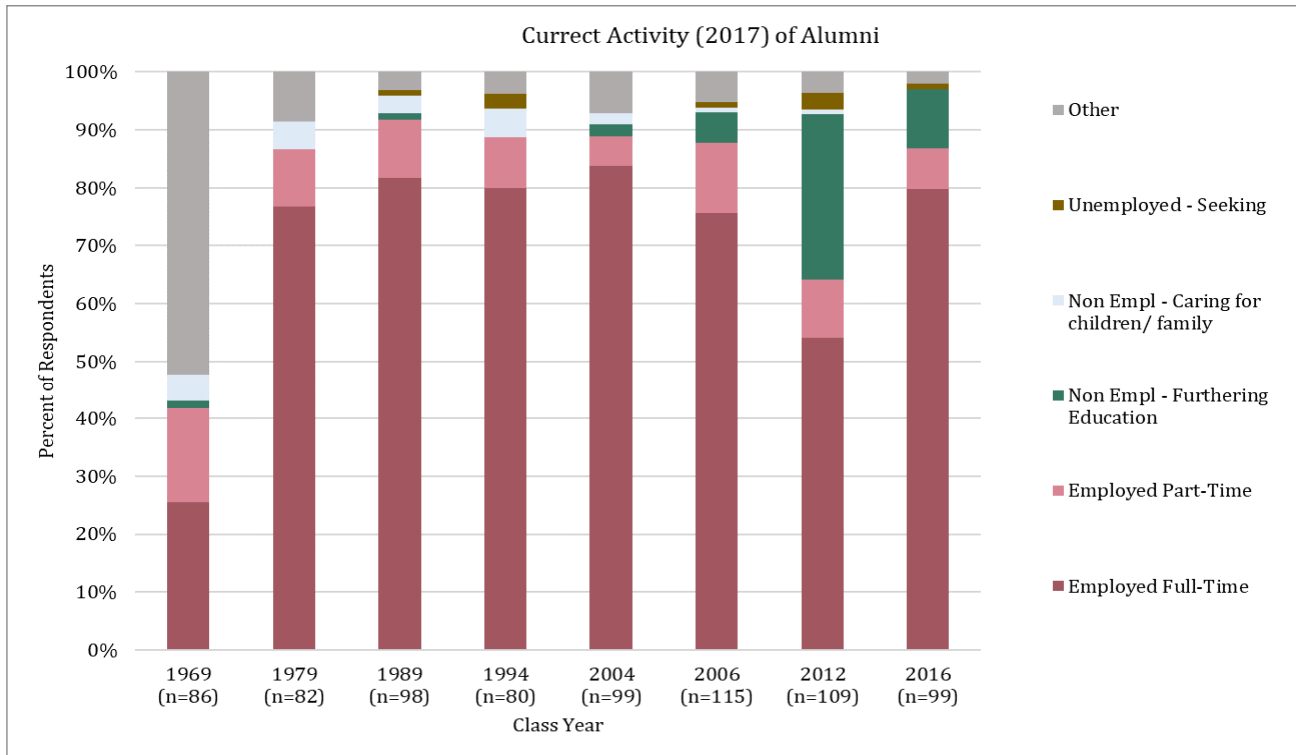
Fellowship	12%
Internship	8%
Freelancing	5%
Performing	2%
Temp or contract work	7%

Will you be serving in the U.S. military next year?

Active Duty	0.4%
-------------	------

Will you be doing service or volunteer work (e.g. Peace Corps, Teach for America)

4%



*4 individuals selected both "full-time" and "part-time" work, but they are only counted once in the total.

**1 individual selected both "full-time" and "part-time" graduate/professional school, but they are only counted once in the total.

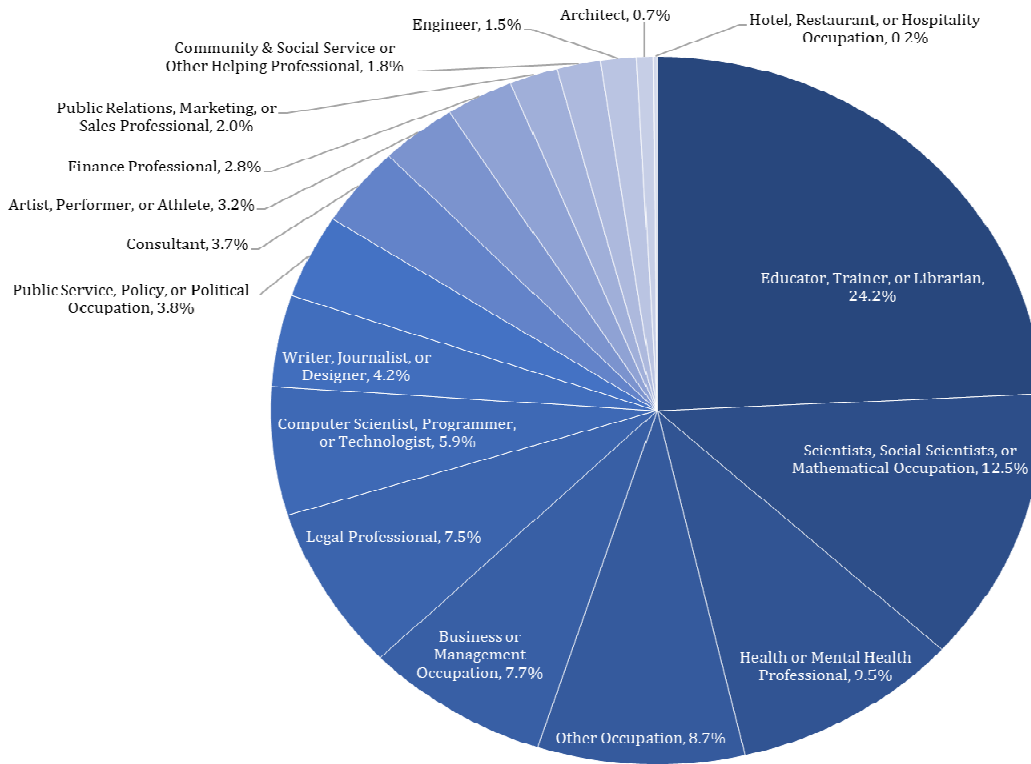
SOURCES:

SENIORS: Senior Surveys, conducted biennially in the spring of the class's graduating year (These are general surveys, different from those conducted annually by Career Services.) This is a consortium survey that may undergo minor modifications each year. As this can result in changes that make interpreting trend data challenging, only the most recent year is reported here.

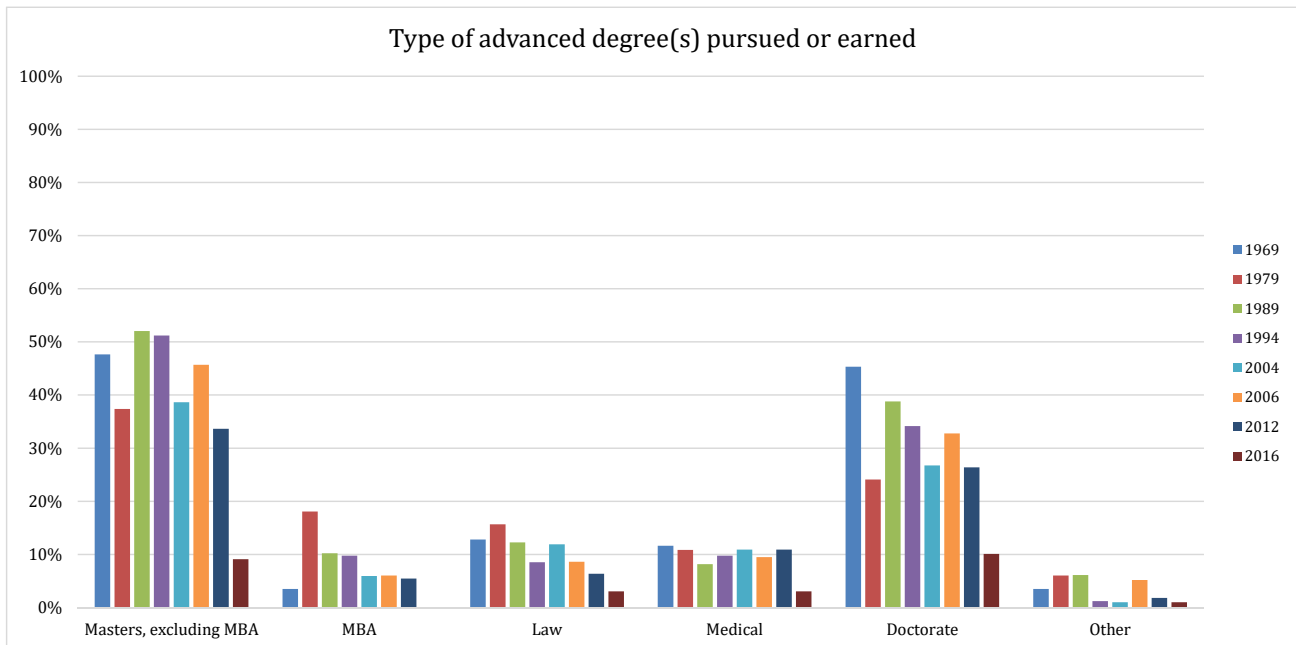
ALUMNI: 2017 Alumni Survey included classes of 1969, 1979, 1989, 1994, 2004, 2006, 2012, and 2016. This survey is conducted every four to five years.

**Swarthmore College
Alumni Occupations & Degrees**

**Swarthmore College 2017 Alumni Survey
Occupation Categories
Classes of 1969, 1979, 1989, 1994, 2004, 2006, 2012, and 2016**



Type of advanced degree(s) pursued or earned



NOTE: respondents were able to report multiple degrees earned/pursued

SOURCE: 2017 Alumni Survey for classes of 1969, 1979, 1989, 1994, 2004, 2006, 2012, and 2016. This survey is conducted every four to five years.